

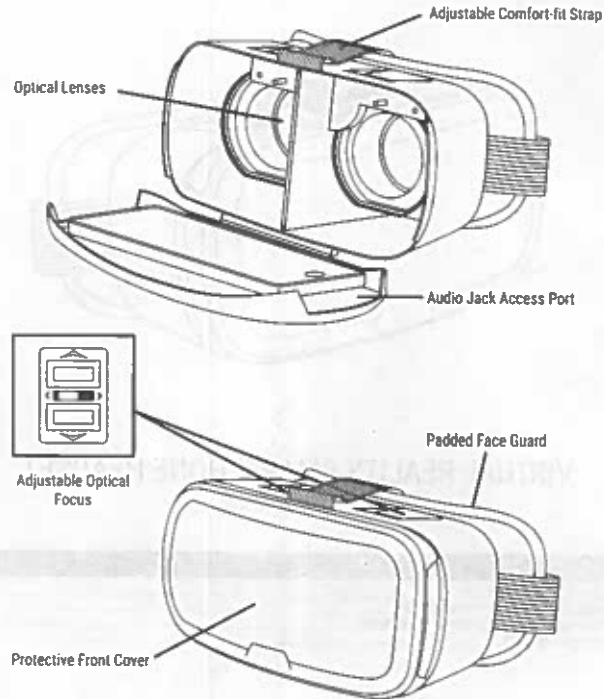
## VIRTUAL REALITY SMARTPHONE HEADSET INSTRUCTION MANUAL

### CONTENTS

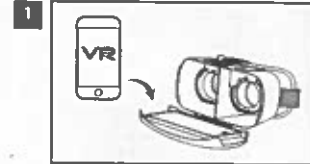
GET TO KNOW YOUR HEADSET	2
LOADING YOUR PHONE INTO THE HEADSET	3
OPTICAL VIEWER AND HEAD STRAP ADJUSTMENT	3
ENJOY YOUR HEADSET	3

## GET TO KNOW YOUR HEADSET

Working with a wide range of mobile devices, the Virtual Reality Smartphone Headset is your gateway into streaming virtual reality content from your smartphone. This headset is perfect for playing virtual reality games or immersing yourself into a 3D movie. Before testing out your headset, take a few minutes to learn about your VR viewer:



## LOADING YOUR PHONE INTO THE HEADSET



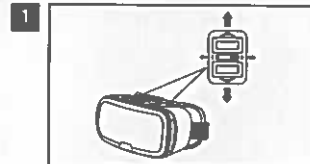
Center smartphone (not included) in the open cover - make sure the VR app is running before closing the cover.



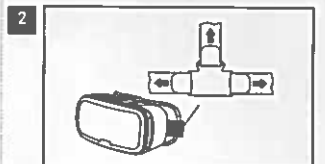
Snap the cover shut.

**WARNING:** Using this device while the mobile phone is charging is strictly prohibited. User is liable for all injuries occurring from improper use.

## OPTICAL VIEWER AND HEAD STRAP ADJUSTMENT




Adjust the optical viewers for comfortable viewing.



Adjust the head strap for comfortable fit.

## ENJOY YOUR HEADSET



Depending on the type of VR app, game or 3D movie you are experiencing, the mobile device's internal gyroscope will react to your head movements to manipulate your viewing direction.

**WARNING:** In order to protect your vision, it is recommended that you limit your viewing time to no more than 30 minutes per sitting.